



How to Read the MJ Series Meter




We will start with the top roll.

You can read it as it is. The number in red is between 2 and 3 and we will use the smaller number. The reading is 352 and you will need to multiple this reading by 100 as indicated on the right. You will get **35200 gallon**.



Then we will go to the first dial under the top roll.

The pointer is between 5 and 6 and we will use the smaller number. The reading is 5 and you will need to multiple this reading by 10 as indicated on the top. You will get **50 gallon**.



Then we will go to the dial under the first dial.

The pointer is between 5 and 6 and we will round to the nearest number. The reading is 5 and you will need to multiple this reading by 1 as indicated on the top. You will get **5 gallon**.

At the end, we will add all the reading you got together.

$$35200+50+5=35255$$

The reading on this water meter is **35255 gallons**.